

Generalization

DESIGNATION

JKN PUSH-BUTTON SERIES intended for the controlling and signaling of switchgear and controlgear.

The principal application of these devices is the switching of loads designation as B300 for AC-12, AC-13, AC-14, and AC-15.

PRODUCT DESCRIPTION

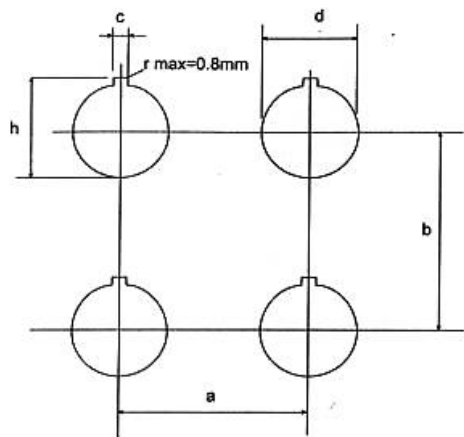
Providing a variety of operators with round and square type for choosing: non-illuminated and illuminated pushbuttons (flat head, extended head, double push-button), emergency / latched / push-pull mushroom head, pilot lamp, knob selector, and key selectors. 22.5φ/30φ series are with common mounting nut. One side of the mounting nut is fit for hole with 22.5mm diameter; the other side is for 30mm diameter. Contact blocks and lamp holder clipping onto a mounting adapter which attaches to the operator. Thus, these devices are easily mounted and suitable for both 22.5mm and 30mm diameter holes.



SPECIFICATION

CERTIFICATION	UL, C-UL	AMBIENT TEMPERATURE	-20 ~ +60Deg.C
COMPLIANCE WITH STANDARD	EN60947-5-1 (CE) UL-508	OPERATING FORCE	0.75kg
ELEMENTS OF CONTACT POINT	AG	MECHANICAL LIFE	5,000,000 times
RATED INSULATION VOLTAGE	250VAC	ELECTRICAL LIFE	500,000 times
CONVENTIONAL THERMAL CURRENT	6Amp	DEGREE OF PROTECTION	IP64
SWITCHING CAPACITY	AC-15		IP40: Double pushbutton without silicon boot.
DIELECTRIC STRENGTH	>2000VAC 60HZ		IP65: Double pushbutton with silicon boot.
CONTACT RESISTANCE	≤40mΩ	DEGREE OF POLLUTION	3
SCREW TIGHTENING TORQUE	0.8 N.m		

PANEL CUT-OUT



Preferred minimum distances between Centers of mounting holes

Size	a (mm)	b (mm)
D30	40	65
D22	34	65

Mounting hole diameter and dimensions of the key recess (if any)

Size	Mounting hole diameter d (mm)	Key recess (if any)	
		Height h (mm)	Width c (mm)
D30	30.5	33.0	2.5
D22	22.5	25.0	2.5

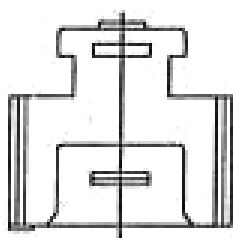
CONTACT BLOCK

Adopting Nylon 66, type A-20V25, rated 94V-0 (oiltight and fireproof) as the material of enclosure to meet the request of international standards and approval.

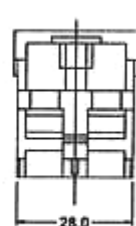
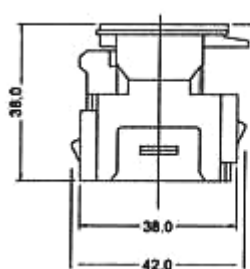
SPECIFICATION

COB01 : 1A (normally open) COB02 : 1B (normally close)
 COB03 : 1A1B (1NO + 1NC) COB04 : 2A
 COB05 : 2B COB06 : 2A2B
 COB07 : 4A COB08 : 4B

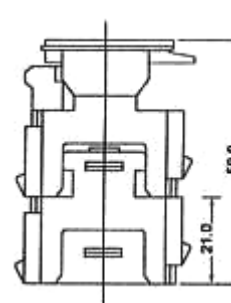
without mounting adapter




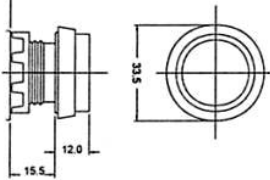

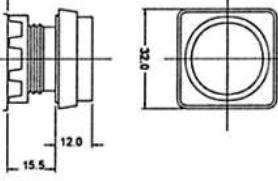

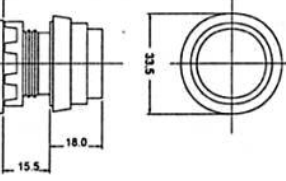

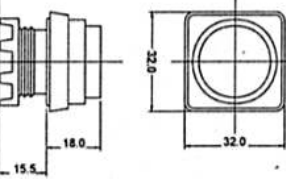

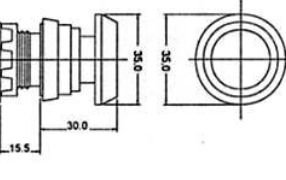

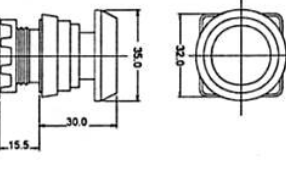
with mounting adaptor


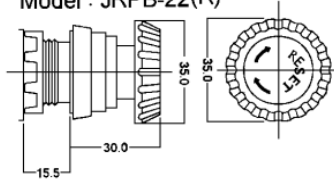

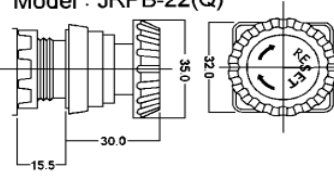

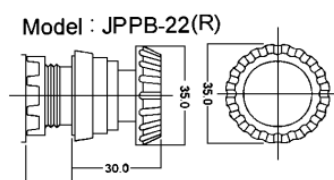

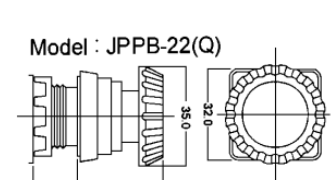

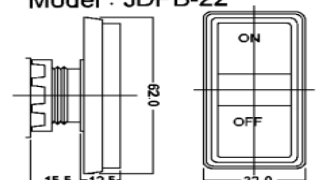

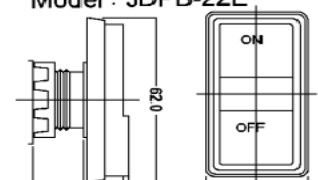


2 contact blocks

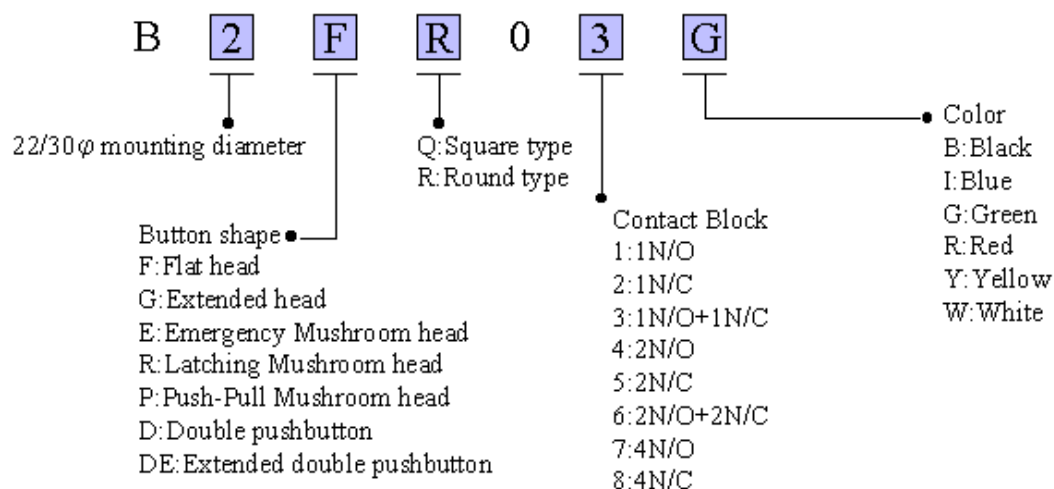


PUSH BUTTON WITHOUT ILLUMINATION

TYPE		APPEARANCE	DIMENSIONS	REMARKS
FLAD HEAD	Round type		Model : JPB-22F(R) 	CONTACT BLOCK FITTED COB01:1N/O COB02:1N/C COB03:1N/O + 1N/C COB04:2N/O COB05:2N/C COB06:2N/O + 2N/C COB07:4N/O COB08:4N/C AVAILABLE COLOR OF LENS Black Blue Green Red Yellow White
	Square type		Model : JPB-22F(Q) 	
EXTENDED HEAD	Round type		Model : JPB-22G(R) 	AVAILABLE MARKING PRINTED ON LENS ON, OFF, FORWARD, REVERSE, START, STOP, RESET, ↑, etc Other special markings can be available only upon customer's request and minimum quantity.
	Square type		Model : JPB-22G(Q) 	
EMERGENCY MUSHROOM HEAD	Round type		Model : JEPB-22(R) 	CONTACT BLOCK FITTED COB01:1N/O COB02:1N/C COB03:1N/O + 1N/C COB04:2N/O COB05:2N/C COB06:2N/O + 2N/C COB07:4N/O COB08:4N/C AVAILABLE COLOR OF PUSH – BUTTON Green Red Yellow
	Square type		Model : JEPB-22(Q) 	

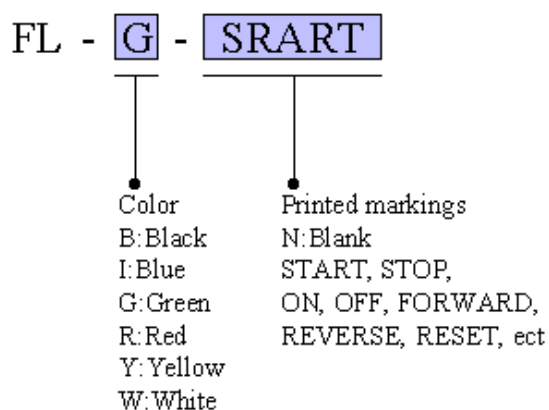
TYPE		APPEARANCE	DIMENSIONS	REMARKS
LATCHED MUSHROOM HEAD	Round type		Model : JRPB-22(R) 	CONTACT BLOCK FITTED COB01:1N/O COB02:1N/C COB03:1N/O + N/C COB04:2N/O COB05:2N/C COB06:2N/O +2N/C COB07:4N/O COB08:4N/C
	Square type		Model : JRPB-22(Q) 	
PUSH-PULL MUSHROOM HEAD	Round type		Model : JPPB-22(R) 	AVAILABLE COLOR OF PUSH - BUTTON Red
	Square type		Model : JPPB-22(Q) 	
DOUBLE PUSH BUTTON	Standard type		Model : JDPB-22 	CONTACT BLOCK FITTED COB01: 1N/O COB02: 1N/C COB03: 1N/O + 1N/C COB04: 2N/O COB05: 2N/C COB06: 2N/O + 2N/C COB07: 4N/O COB08: 4N/C AVAILABLE COLOR OF CENTRAL LENS Red Yellow White DUSTPROOF&WATERPROOF SILICON BOOT (IP65) AVAILABLE MARKINGS ON, OFF; 1.0; START, STOP
	Extended Red Button type		Model : JDPB-22E 	

FOR NON-ILLUMINATED PUSHBUTTONS

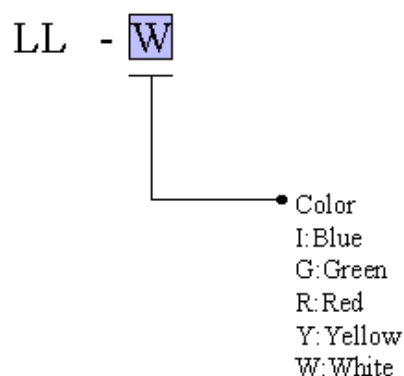


FOR SPARE LENS

a) Flat head lens



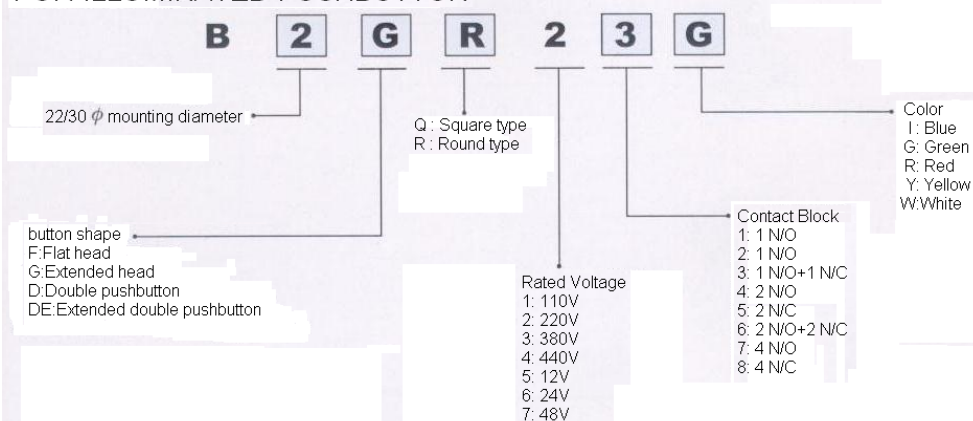
b) Illuminated pushbutton lens



PUSH BUTTON WITH ILLUMINATION

TYPE	APPEARANCE	DIMENSIONS	REMARKS
FLAT HEAD	Round type	Model : JLPB-22F(R) 	CONTACT BLOCK FITTED COB01: 1N/O COB02: 1N/C COB03: 1N/O + 1N/C COB04: 2N/O COB05: 2N/C COB06: 2N/O + 2N/C COB07: 4N/O COB08: 4N/C
	Square type	Model : JLPB-22G(R) 	
EXTENDED HEAD	Round type	Model : JLPB-22G(R) 	SUPPLY VOLTAGE 12VDC 24VAC/DC 48VAC/DC 110VAC 220VAC CAUTION: bulb 2w max
	Square type	Model : JLPB-22G(Q) 	
DOUBLE PUSH BUTTON	Standard type	Model : JPBN-22 	AVAILABLE COLOR OF CENTRAL LENS FOR JPBN-22 Red Yellow White DUSTPROOF & WATERPROOF SILICON BOOT FOR JPBN-22 AVAILABLE MARKING OF DOUBLE PUSH BUTTONS ON, OFF 1, 0 START, STOP
	Extended Red Button type	Model : JPBN-22E 	

ORDERING CODE FOR ILLUMINATED PUSHBUTTON



FOR SPARE LENS


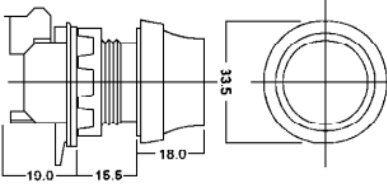

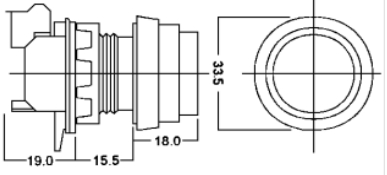

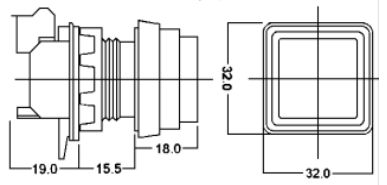
a) Flat head lens



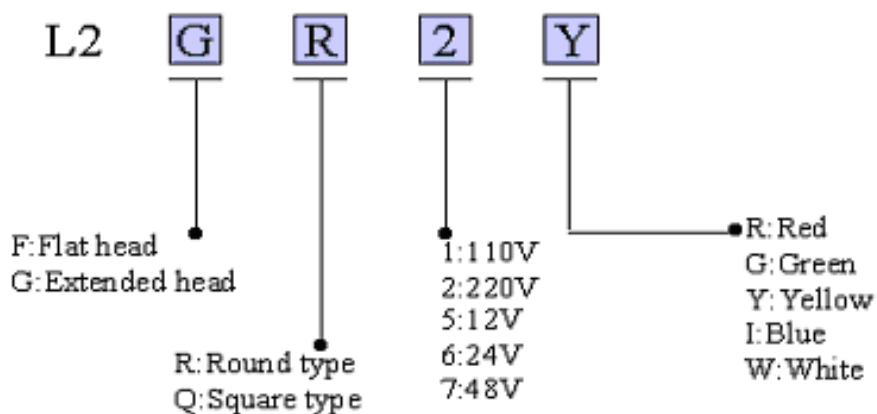
b) Illuminated pushbutton lens





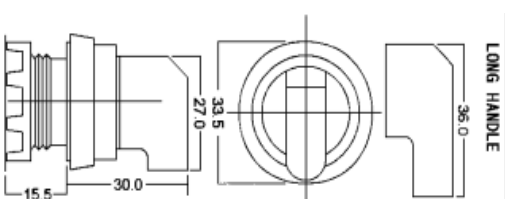


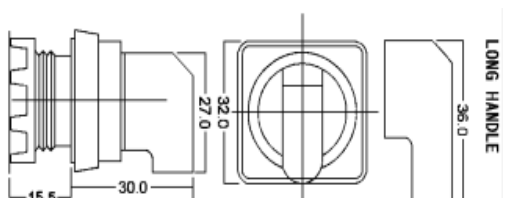
PILOT LAMP

TYPE		APPEARANCE	DIMENSIONS	REMARKS
FLAT HEAD	Round type		Model : JPL-22F (R) 	SUPPLY VOLTAGE 12VDC 24VAC/DC 48VAC/DC 110VAC 220VAC CAUTION : bulb 2W max AVAILABLE COLOR OF LENS Blue Green Red Yellow White
	Round type		Model : JPL-22G(R) 	
EXTENDED HEAD	Square type		Model : JPL-22G(Q) 	
	Square type			

ORDERING CODE



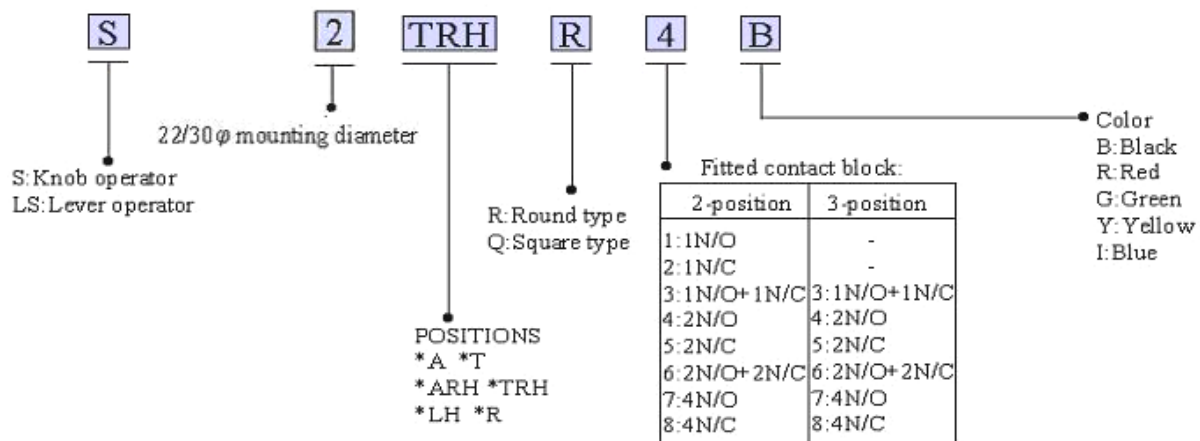
KNOB & LEVER SELECTOR SWITCH

TYPE	APPEARANCE		DIMENSIONS
	Knob	Lever	
Round type	 JSS-22A / T / LH / RH / R (R)	 JLSS-22A / T / LH / RH / R (R)	
Square type	 JSS-22A / T / LH / RH / R (Q)	 JLSS-22A / T / LH / RH / R (Q)	


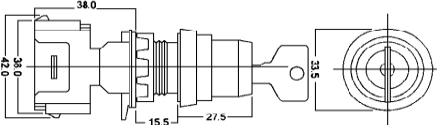

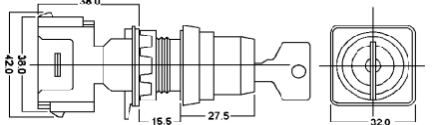
SPECIFICATIONS OF POSITIONS

A	2 MAINTAINED POSITIONS LEFT RIGHT 90°	ARH	2-POSITION WITH RIGHT WAY SPRING RETURN LEFT RIGHT 90°	LH	LEFT WAY SPRING RETURN LEFT CENTRAL RIGHT 60° 60°
T	3 MAINTAINED POSITIONS LEFT CENTRAL RIGHT 60° 60°	TRH	3-POSITION WITH RIGHT WAY SPRING RETURN LEFT CENTRAL RIGHT 60° 60°	R	2-WAY SPRING RETURN LEFT CENTRAL RIGHT 60° 60°

ORDERING CODE



KEY SELECTOR

TYPE	MODEL	APPEARANCE	DIMENSIONS
Round type	JKS-22A(R) JKS-22T(R) JKS-22ARH(R) JKS-22TRH(R) JKS-22LH(R) JKS-22R(R)		
Square type	JKS-22A(Q) JKS-22T(Q) JKS-22ARH(Q) JKS-22TRH(Q) JKS-22LH(Q) JKS-22R(Q)		

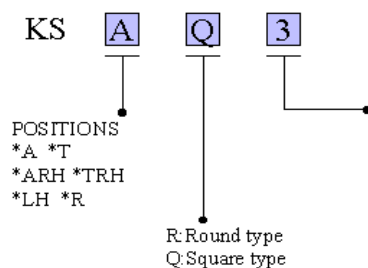
SPECIFICATIONS OF POSITIONS

A	2 MAINTAINED POSITIONS LEFT RIGHT 90°	ARH	2-POSITION WITH RIGHT WAY SPRING RETURN LEFT RIGHT 90°	LH	LEFT WAY SPRING RETURN LEFT CENTRAL RIGHT 60° 60°
T	3 MAINTAINED POSITIONS LEFT CENTRAL RIGHT 60° 60°	TRH	3-POSITION WITH RIGHT WAY SPRING RETURN LEFT CENTRAL RIGHT 60° 60°	R	2-WAY SPRING RETURN LEFT CENTRAL RIGHT 60° 60°

Key removable or non-removal from positions (If undefined, key removal from all the positions will be furnished as a standard)

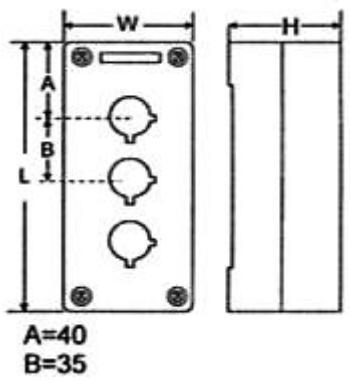
Key removal	Left/Central/Right	Left/Central/Right	Left/Central/Right	Left/Central/Right
2-position	Y - Y	Y - N	*****	*****
3-position	Y Y Y	N Y Y	Y Y N	N Y N

ORDERING CODE



Fitted contact block	
2-position	3-position
1:1N/O	-
2:1N/C	-
3:1N/O+1N/C	3:1N/O+1N/C
4:2N/O	4:2N/O
5:2N/C	5:2N/C
6:2N/O+2N/C	6:2N/O+2N/C
7:4N/O	7:4N/O
8:4N/C	8:4N/C

22mm PUSHBUTTON CONTROL STATIONS

TYPE	DESCRIPTION	COLORS	DIMENSIONS (L * W * H)	REMARKS
BOX-1	1 HOLE	Yellow-Black White-Black	85*71*65mm	 <p>A=40 B=35</p>
BOX-2	2 HOLE	White-Black	115*71*65mm	
BOX-3	3 HOLE	White-Black	150*71*65mm	
BOX-4	4 HOLE	White-Black	185*71*65mm	
BOX-5	5 HOLE	White-Black	220*71*65mm	

ASSEMBLED PUSHBUTTON STATION

Control stations can be furnished with pushbuttons and legend plates assembled upon customer's request





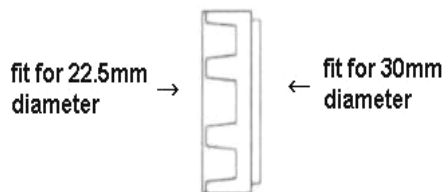


ACCESSORIES & SPARE PARTS

MOUNTING ADAPTER



22 / 30mm MOUNTING NUT



LENS

For non-illuminated flat head operator

- a. Colors available : Black, Blue, Green, Red, Yellow, White
- b. Available printed markings (in black or white color) :
ON, OFF, FORWARD, REVERSE, START, STOP, RESET, ↑, etc
(For other markings please contact us.)



For illuminated push-button operator and pilot lamp

- a. Color available : Blue, Green, Red, Yellow, White




For double push-button operator

- a. Color available : Red, Yellow, White



LAMP HOLDER

APPEARANCE	TYPE	RATED VOLTAGE	TYPE	RATED VOLTAGE
	LH-110	110VAC	LH-12	12V
	LH-220	220VAC	LH-24	24VAC/DC
			LH-48	48V

BULB : BA9S-10*28mm, 2W max

Neon bulb

Color : Red bulbs for white, red, and yellow lens ; Green bulbs for green and blue lens
Voltage : 110V, 220V

Incandescent bulbs

Suitable for all color lens

Voltage : 24V, 30V, 48V

CAUTION : Do not use bulbs exceed 2W.


LED bulbs

Color : Red, Green, Yellow, white, blue

Voltage : 12V, 24V, 110Vac, 220Vac

KNOBS FOR SELECTOR

- Colors available : Black, Blue, Green, Red, Yellow
- Providing short knob and lever (long handle) for choices


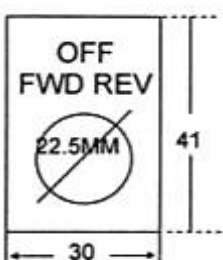
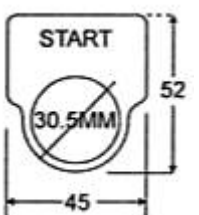
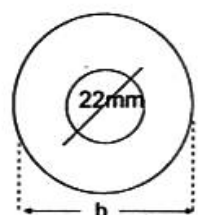


TERMINAL PROTECTING COVER

- For contact block**
Green color for N / O contact
Red color for N / C contact
- For lamp holder**
Blue color



LEGEND PLATES

CLASSIFI- CATION& DESCRIPTION	 <p>Plastic material</p>	 <p>Aluminum material</p>	 <p>Aluminum material</p>	 <p>For emergency mushroom head</p> <ul style="list-style-type: none">Color : YellowDimension : b=45 or 60 mm
STANDARD MARKINGS	START, STOP, ON, OFF, FORWARD, REVERSE, OPEN,CLOSE, UP, DOWN, HIGH, LOW, RESET, EMER, STOP,FWD REV, MAN AUTO, HIGH LOW, UP DOWN, OPEN CLOSE, OFF ON, HAND OFF AUTO,FWD OFF REV, UP OFF DOWN, etc.			