

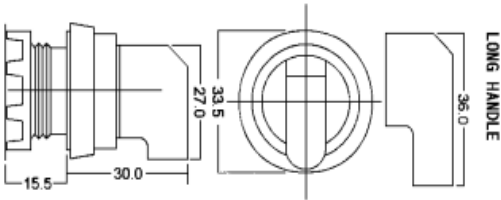


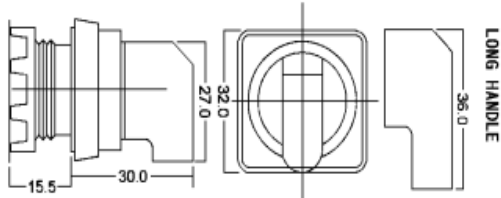
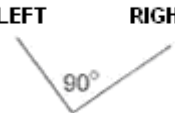
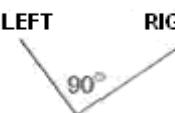
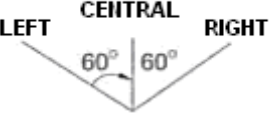
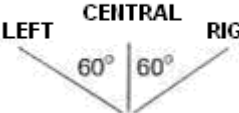
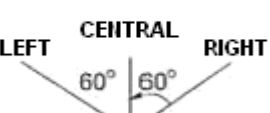
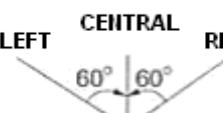


KNOB & LEVER SELECTOR SWITCH

TYPE	APPEARANCE		DIMENSIONS
	Knob	Lever	
Round type	 JSS-22A / T / LH / RH / R (R)	 JLSS-22A / T / LH / RH / R (R)	
Square type	 JSS-22A / T / LH / RH / R (Q)	 JLSS-22A / T / LH / RH / R (Q)	

SPECIFICATIONS OF POSITIONS

A	2 MAINTAINED POSITIONS LEFT RIGHT  90°	ARH	2-POSITION WITH RIGHT WAY SPRING RETURN LEFT RIGHT  90°	LH	LEFT WAY SPRING RETURN LEFT CENTRAL RIGHT  60° 60°
T	3 MAINTAINED POSITIONS LEFT CENTRAL RIGHT  60° 60°	TRH	3-POSITION WITH RIGHT WAY SPRING RETURN LEFT CENTRAL RIGHT  60° 60°	R	2-WAY SPRING RETURN LEFT CENTRAL RIGHT  60° 60°

ORDERING CODE

