


DELAY ON MULTI-RANGE TIMER

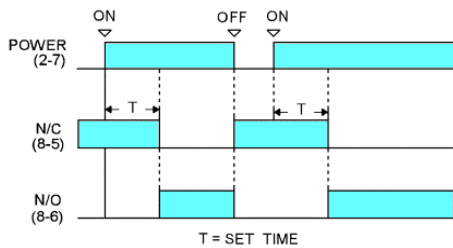
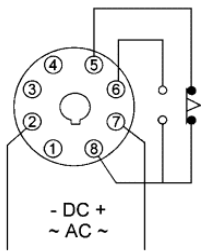
Classification		Model No.		
		JMH-2A	JMH-2B	JMH-2MA JMH-2MB
		JMH-2C	JMH-2D JMH-2E	JMH-2MC JMH-2MD JMH-2ME
Appearance				
Features		Mono working voltage, Multi time range		Multi time range, Universal power source
Dimensions		FIG. 2		
Mounting		Surface mounting : SOCKET BASE PF085A		
Output Capacity 7A 250VAC		Alternative by DIP switch : Mode A: DPDT(Time-limit contacts) ; Mode B: Instantaneous contact + Time-limit contacts		
Rated Voltage Range : 85% - 110%		12VDC, 24VAC/DC, 110VAC, 220VAC		Universal 24-48VDC, 24-240VAC
Time Range		A: 1S/10S/1M/10M C: 6S/60S/6M/60M E: 3M/30M/3H/30H		B: 3S/30S/3M/30M D: 1M/10M/1H/10H F: 6M/60M/6H/60H
L I F E	Mechanical	10,000,000 Times		
	Electrical AC220VPF=1	500,000 Times		
A C C U R A N C Y	Repeat	+/- 0.2% Max		
	Setting	+/- 5% Max		
	Voltage	+/- 0.5% Max		
	Temperature	+/- 2% Max		
Reset time		0.1 Sec Max		
Ambient temp. & Humidity		-10~55Deg.C , 85% Max		

TIMING RANGE SETTING

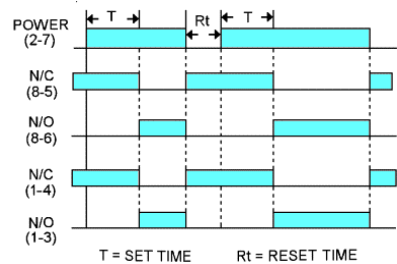
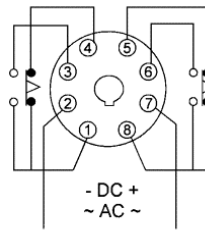
Position of Time Range Selector	1	10	1	10
	S	S	M	M
Time Range Series	1S 0.05S ~ 1S	10S 0.1S ~ 10S	1M 0.5S ~ 1M	10M 10S ~ 10M
A				
B	3S 0.1S ~ 3S	30S 0.5S ~ 30S	3M 1S ~ 3M	30M 30S ~ 30M
C	6S 0.1S ~ 6S	60S 0.5S ~ 60S	6M 1S ~ 6M	60M 30S ~ 60M
Position of Time Range Selector	1	10	1	10
	M	M	H	H
Time Range Series	1M 0.5S ~ 1M	10M 10S ~ 10M	1H 30S ~ 1H	10H 10M ~ 10H
D				
E	3M 1S ~ 3M	30M 30S ~ 30M	3H 3M ~ 3H	30H 1H ~ 30H

CONNECTION DIAGRAM & TIMING CHART

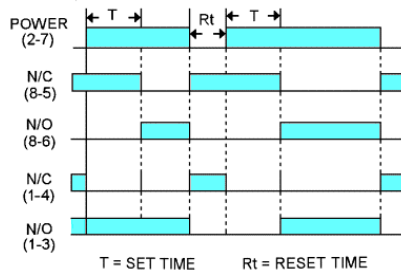
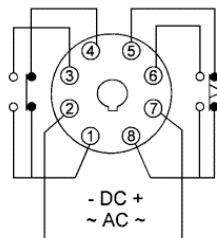
SPDT



DPDT (Mode A)



Instantaneous contact + SPDT (Mode B)



ORDERING CODE

J M H 2 M A

Rated Voltage

- 1 : 110VAC
- 2 : 220VAC
- 3 : 12VAC/DC
- 4 : 24VAC/DC
- 5 : 48VAC/DC

M: Universal Power Source 24 250VAC/DC

Time range

- A : 1S ~ 10M
- B : 3S ~ 30M
- C : 6S ~ 60M
- D : 1M ~ 10H
- E : 3M ~ 30H